

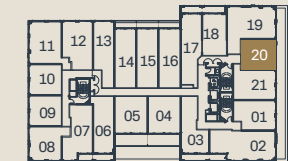
1D

1 Bedroom

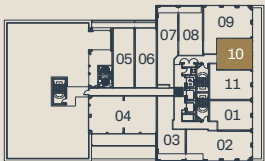
Interior  
508 sf

HOUSE  
*of* ASSEMBLY

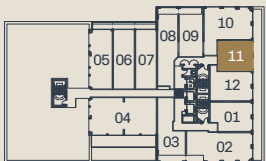
At Sterling Junction



9TH - 15TH FLOOR



16TH FLOOR



17TH FLOOR

Dimensions, specifications, layouts and materials are approximate only and are subject to change without notice. Tile patterns may vary. Window size and location may vary. Actual usable floor space may vary from stated floor area. Balcony and terrace area is approximate and not included in net suite area. The purchaser acknowledges that the actual unit purchased may be a reverse layout to the plan shown. See Sales Representative for full details. E.&O.E.

MARLIN  
SPRING

Greybrook  
Realty Partners