

# 1H+D(I)

1 Bedroom  
+ Den

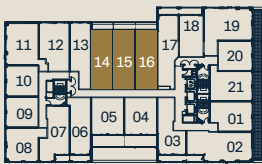
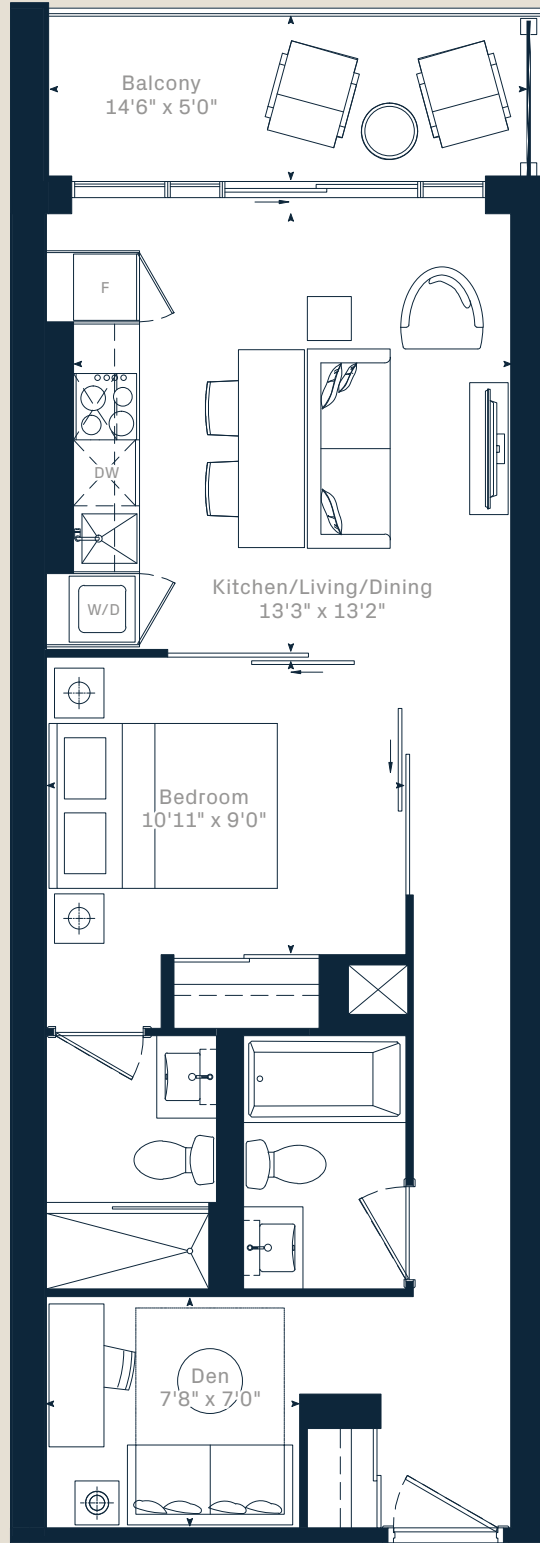
Interior  
625 sf

Exterior  
72 sf

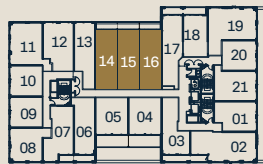
Total  
697 sf

# HOUSE *of* ASSEMBLY

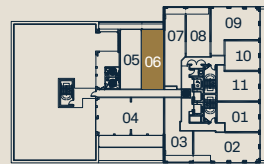
At Sterling Junction



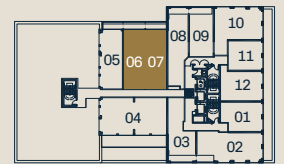
8TH FLOOR



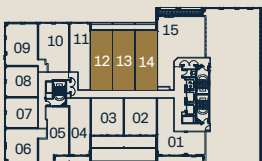
9TH - 15TH FLOOR



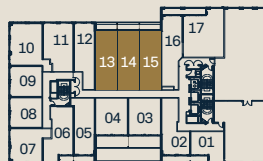
16TH FLOOR



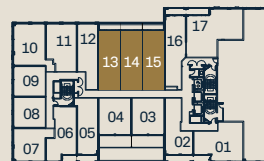
17TH FLOOR



4TH FLOOR



5TH FLOOR



6TH FLOOR



7TH FLOOR

Dimensions, specifications, layouts and materials are approximate only and are subject to change without notice. Tile patterns may vary. Window size and location may vary. Actual usable floor space may vary from stated floor area. Balcony and terrace area is approximate and not included in net suite area. The purchaser acknowledges that the actual unit purchased may be a reverse layout to the plan shown. See Sales Representative for full details. E.&O.E.

MARLIN  
SPRING

**g** Greybrook  
Realty Partners